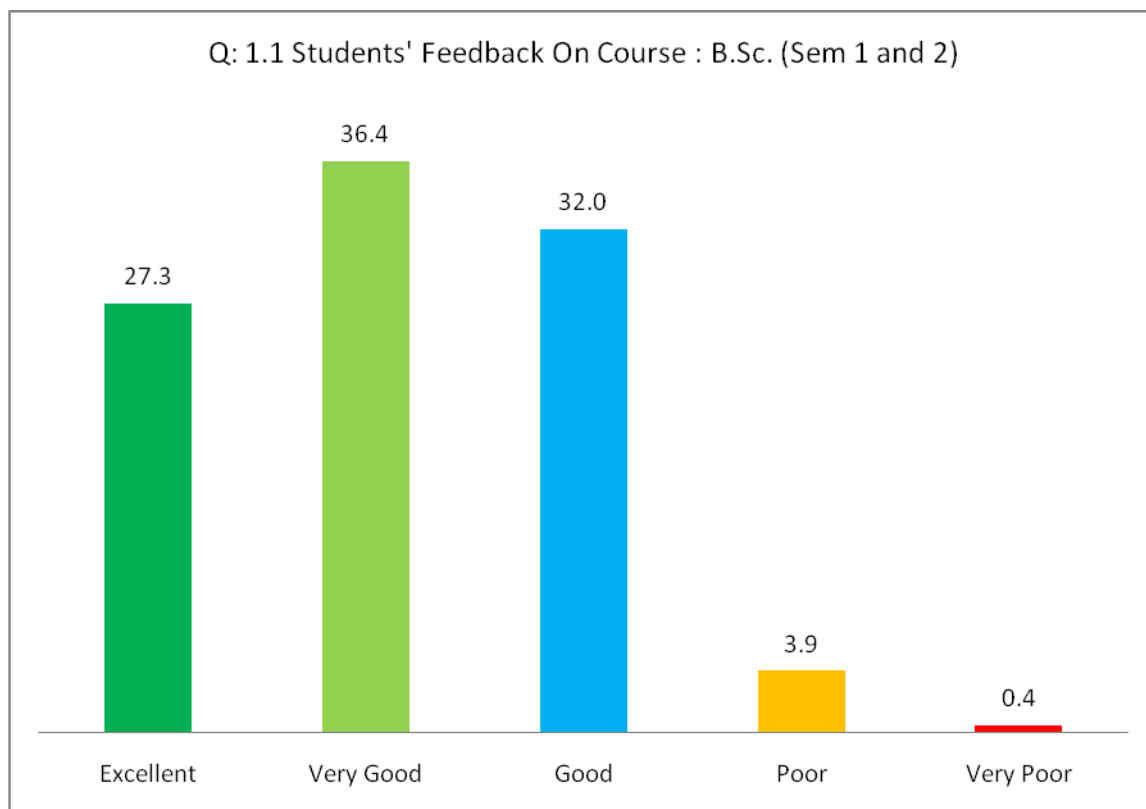


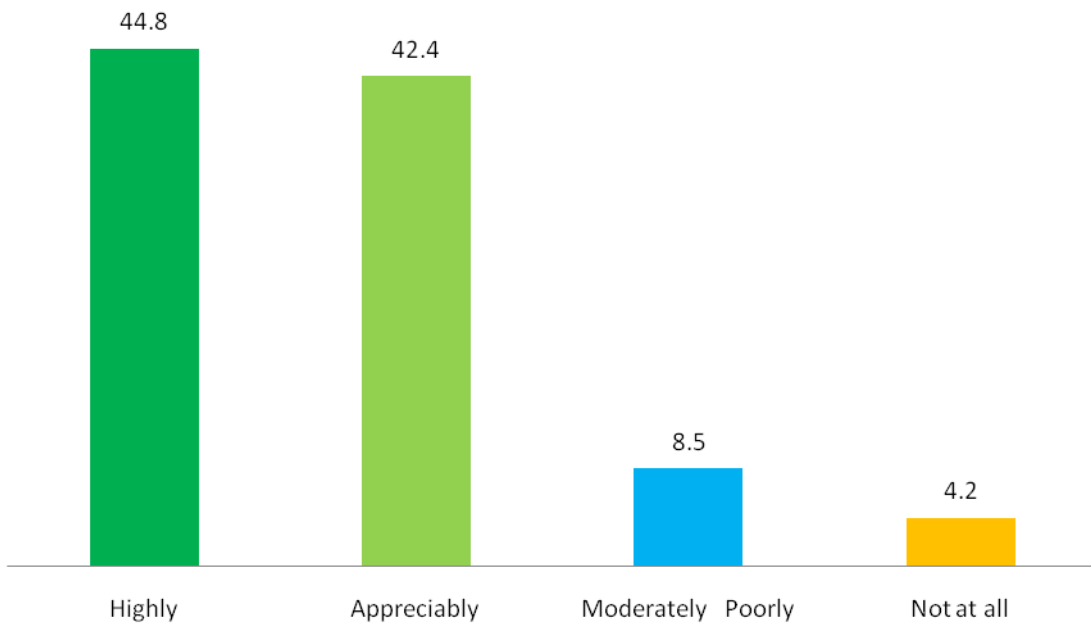
Students' Feedback: 2014-15
Science Faculty (Sem 1 and 2)

Question : 1.1 Students' Feedback On Course (All Questions' Average)		
Grad	Grading By Students'	Remark
Excellent	27.3	Received feedback on the course design prescribed by the University for science graduate level is good. 63.7Students shown an average satisfaction on the curriculum as it is good for professional and employability prospects.
Very Good	36.4	
Good	32.0	
Poor	3.9	
Very Poor	0.4	
Question: 1.2 Students' Feedback On Course (All Questions' Average)		
Grad	Rating By Students'	Feedback data proved that constant internal monitoring of students' performance and career oriented guidance on time by subject teachers enhanced their confidence and motivated them.
Highly	44.8	
Appreciably	42.4	
Moderately Poorly	8.5	
Not at all	4.2	
Question : 2 Students' Feedback on Teacher (All Questions' Average)		
All Teachers' Average		Remark
Grad	Rating By Students'	Students are contented and displayed a distinctive figure of 96.6% on all teachers' performance. With a highly impressive 0% of discontentment.
Very Good	52.9	
Good	43.7	
Satisfactory	3.4	
Unsatisfactory	0.0	

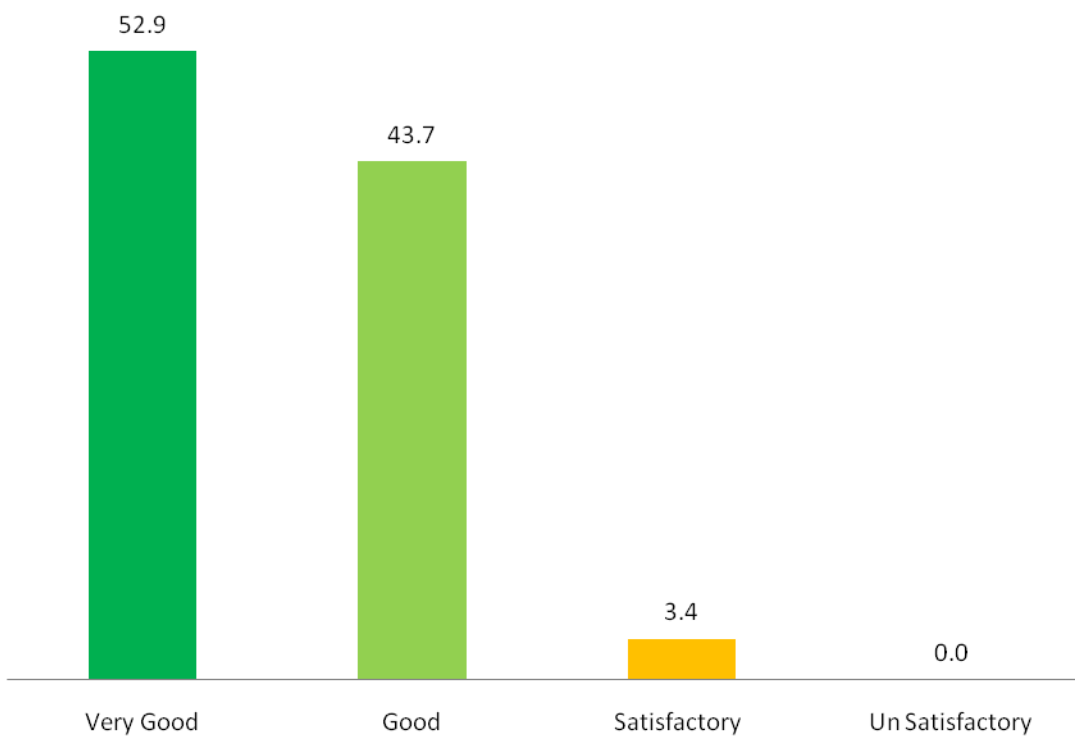
Question : 3 Overall Rating (All Questions' Average)		Remark
Grad	Grading By Students'	In terms of overall performance, 74.5% of students are highly satisfied with all types of facilities provided them by the college.
Very Good	44.4	
Good	30.1	
Average	19.5	
Poor	4.3	
Very Poor	1.8	

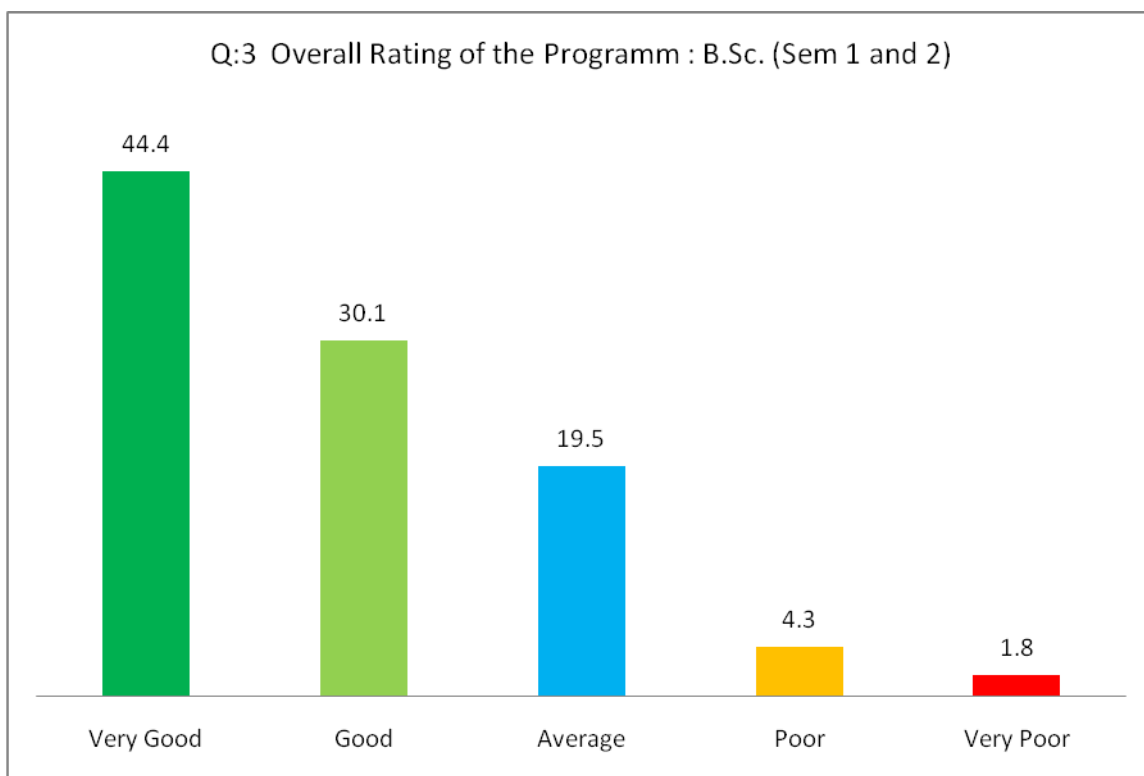


Q: 1.2 Students' Feedback on Course : B.Sc. (Sem 1 and 2)



Q:2 Students' Feedback On Teachers : (B.Sc. Sem 1 and 2)

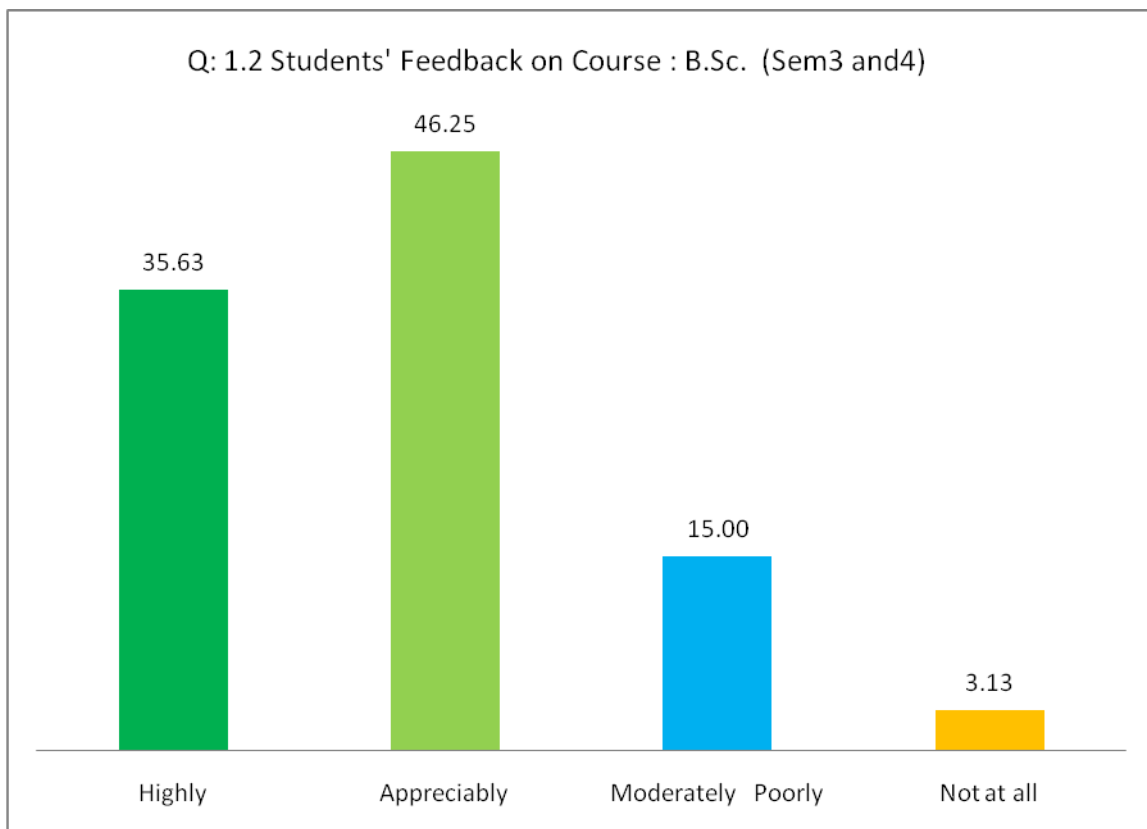
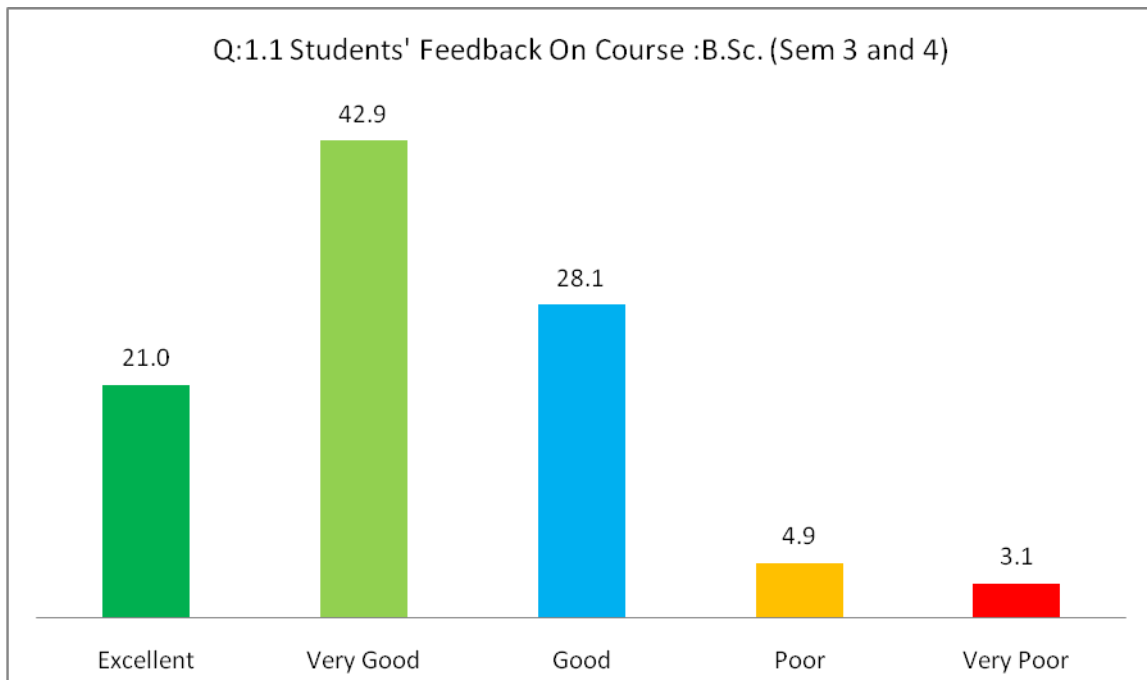


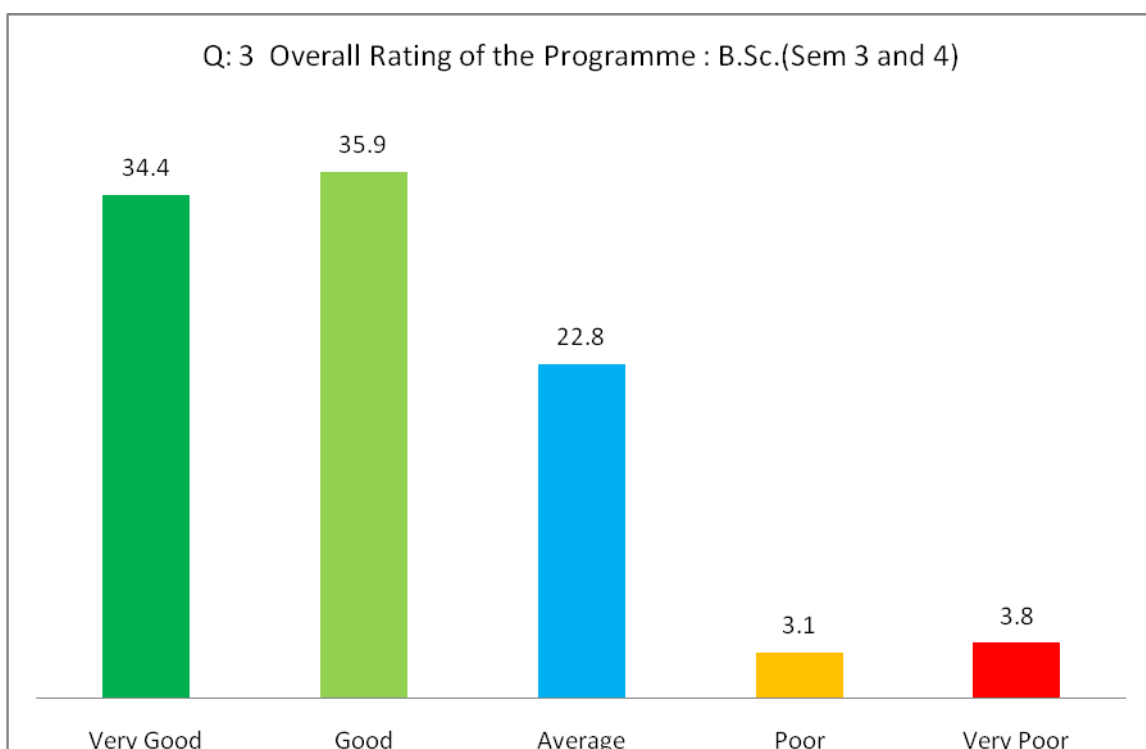
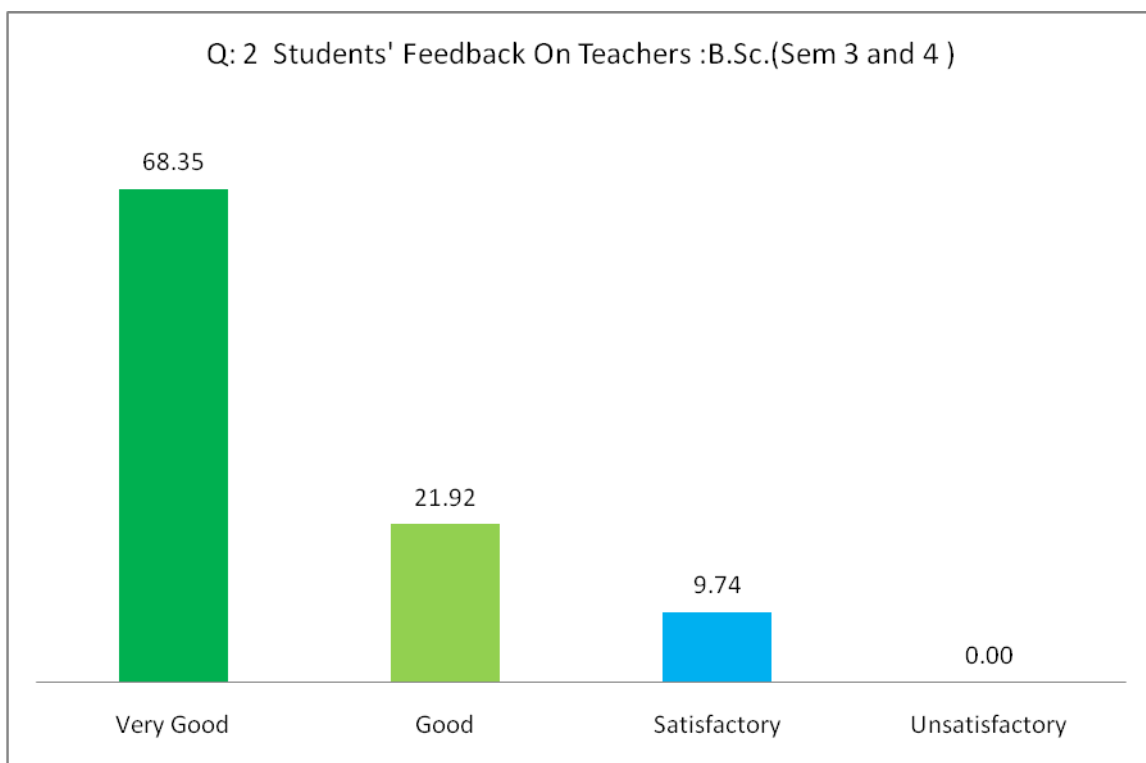


Science Faculty (Semester 3 and 4)

Question : 1.1 Students' Feedback On Course (All Questions' Average)		
Grad	Grading By Students'	Remark
Excellent	21.0	Received feedback on the course design prescribed by the University for science graduate level is good. 63.9 Students shown an average satisfaction on the curriculum as it is moderate for professional and employability prospects.
Very Good	42.9	
Good	28.1	
Poor	4.9	
Very Poor	3.1	
Question: 1.2 Students' Feedback On Course (All Questions' Average)		
Grad	Rating By Students'	Feedback data proved that constant internal monitoring of students' performance and career oriented guidance on time by subject teachers enhanced their confidence and motivated them.
Highly	35.63	
Appreciably	46.25	
Moderately Poorly	15.00	
Not at all	3.13	

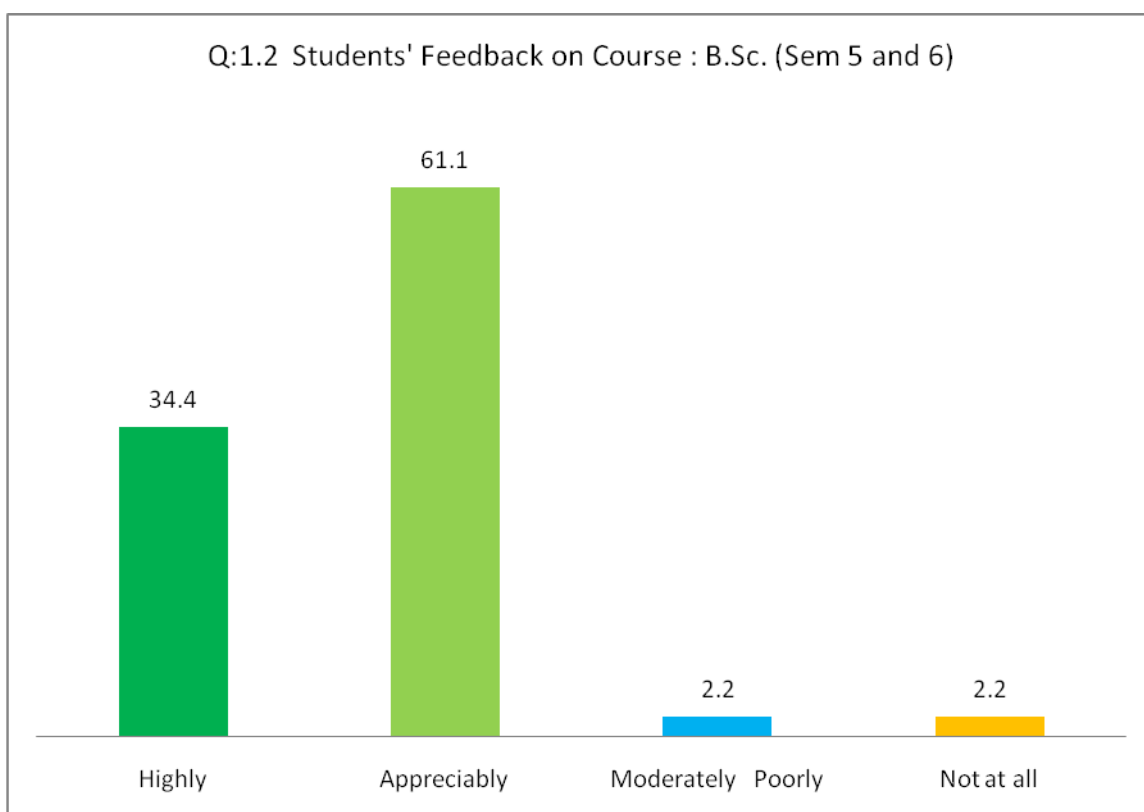
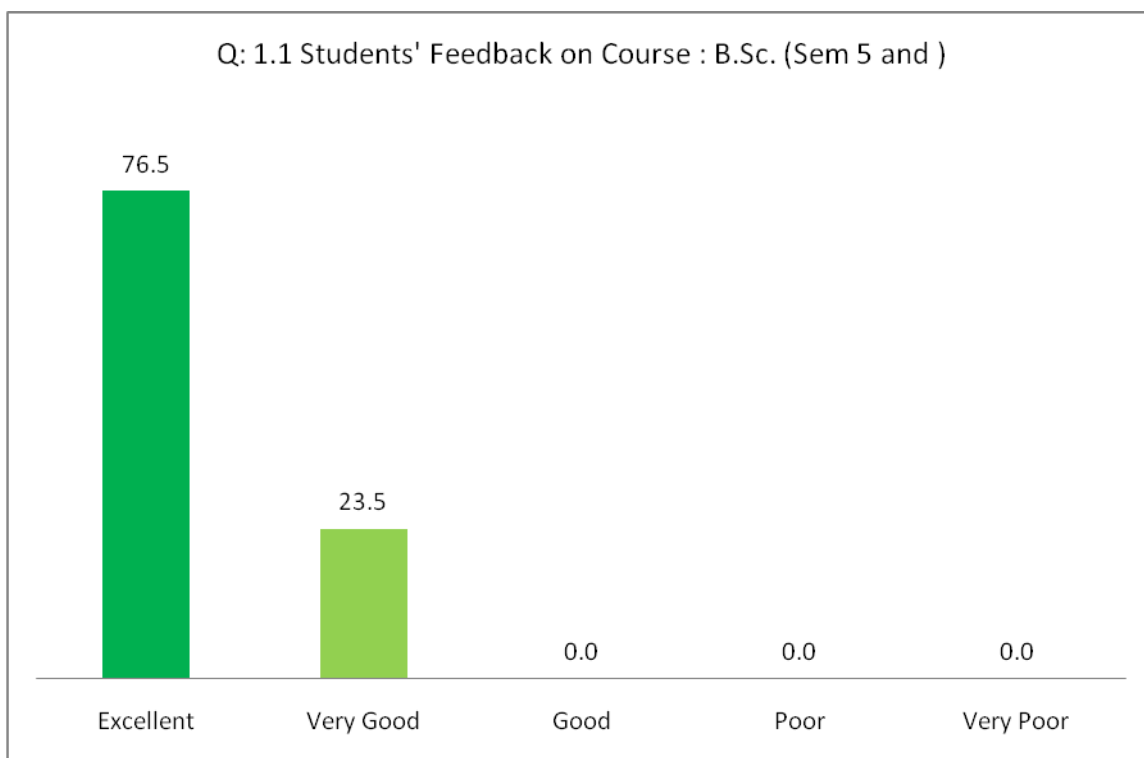
Question : 2 Students' Feedback on Teacher (All Questions' Average)		
All Teachers' Average		Remark
Grad	Rating By Students'	With a highly impressive 0% discontent on all teachers' performance, students are content and displayed a distinctive figure of 90.27% on all teachers' performance.
Very Good	68.35	
Good	21.92	
Satisfactory	9.74	
Unsatisfactory	0.00	
Question : 3 Overall Rating (All Questions' Average)		Remark
Grad	Grading By Students'	In terms of overall performance more than 70 percent of students are highly satisfied with all facilities provided by college.
Very Good	34.4	
Good	35.9	
Average	22.8	
Poor	3.1	
Very Poor	3.8	

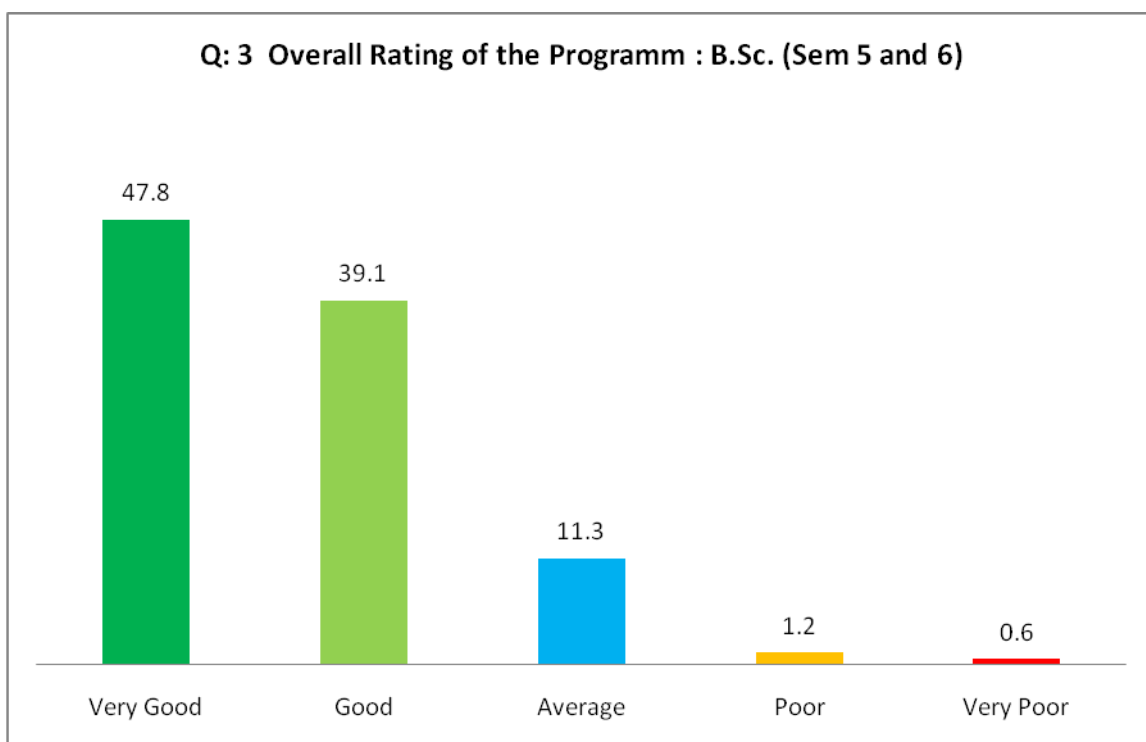
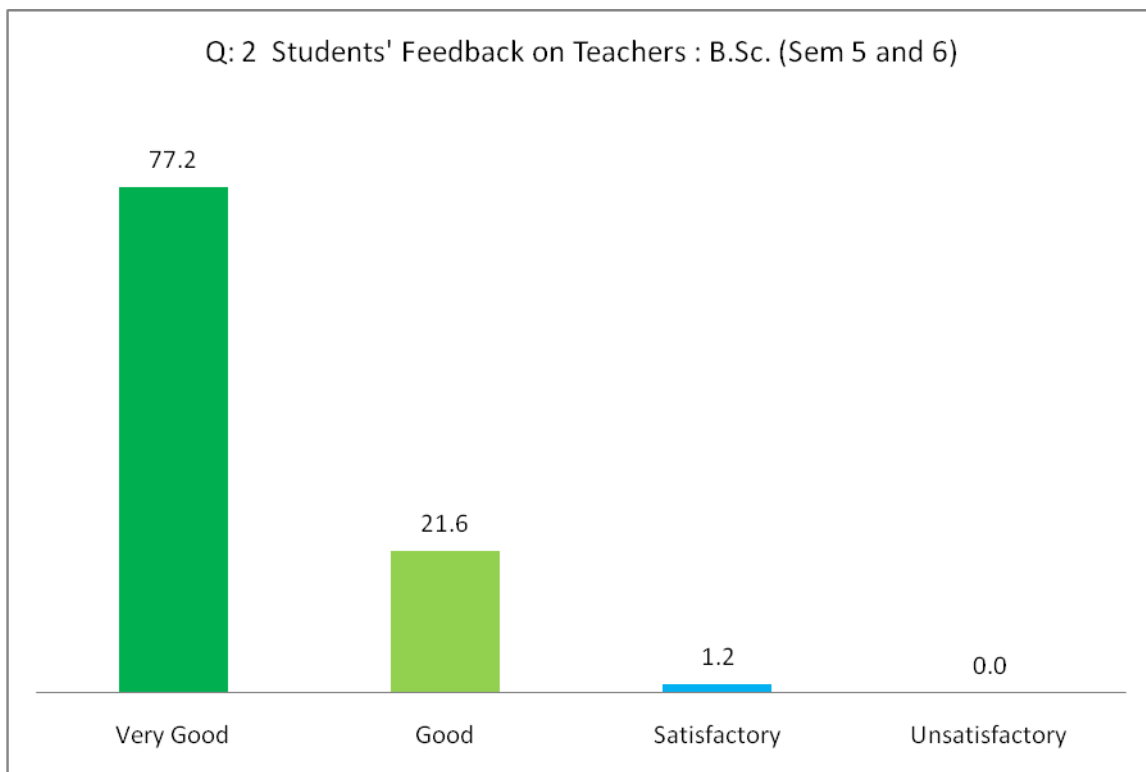




Science Faculty: Semester 5 and 6

Question : 1 .1 Students' Feedback On Course (All Questions' Average)		
Grad	Grading By Students'	Remark
Excellent	76.5	As per received data, students are satisfied on summit level with the curriculum as it is prosperous for professional and employability prospects.
Very Good	23.5	
Good	0.0	
Poor	0.0	
Very Poor	0.0	
Question: 1 .2 Students' Feedback On Course (All Questions' Average)		
Grad	Rating By Students'	Feedback data proved that constant internal monitoring of students' performance and career oriented guidance on time by subject teachers enhanced their confidence and motivated them.
Highly	34.4	
Appreciably	61.1	
Moderately Poorly	2.2	
Not at all	2.2	
Question : 2 Students' Feedback on Teacher (All Questions' Average)		
All Teachers' Average		Remark
Grad	Rating By Students'	Feedback Cell has asked students to evaluate performance of teachers. On all teachers' performance, students are highly contented and displayed a distinctive figure of 98.8% on all teachers' performance with discontent of 0 % only.
Very Good	77.2	
Good	21.6	
Satisfactory	1.2	
Unsatisfactory	0.0	
Question : 3 Overall Rating (All Questions' Average)		Remark
Very Good	47.8	In terms of overall performance, 86.9% of students are highly satisfied with all types of facilities provided by college.
Good	39.1	
Average	11.3	
Poor	1.2	
Very Poor	0.6	

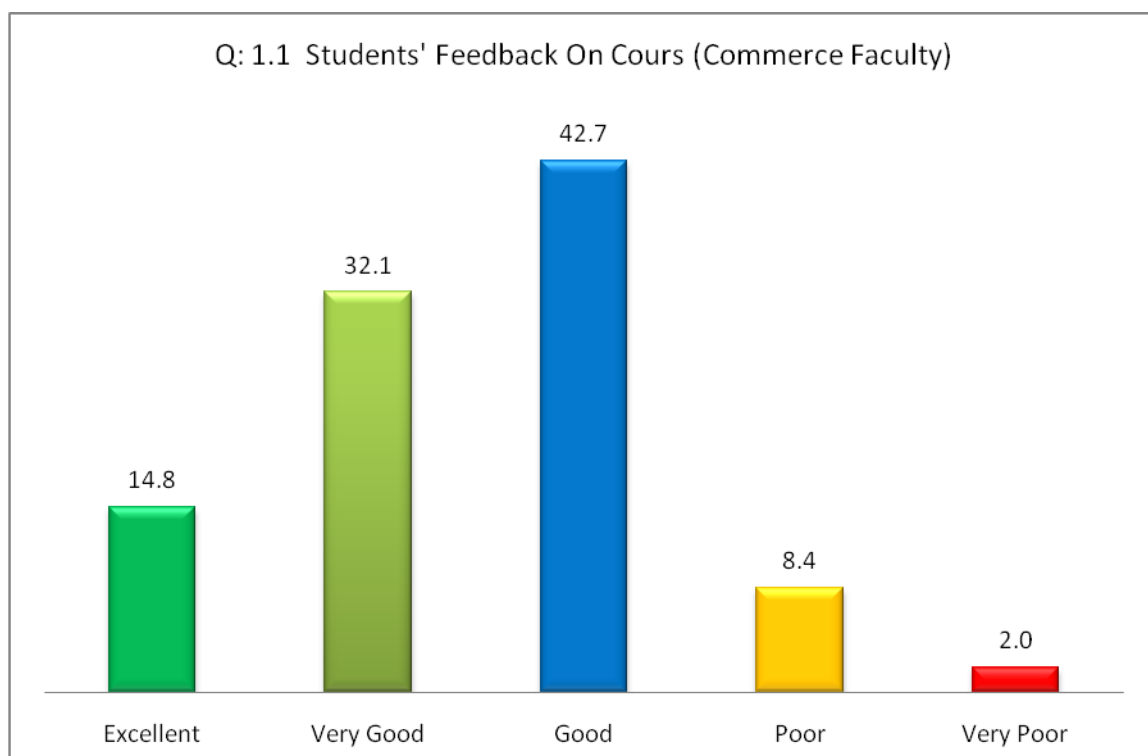


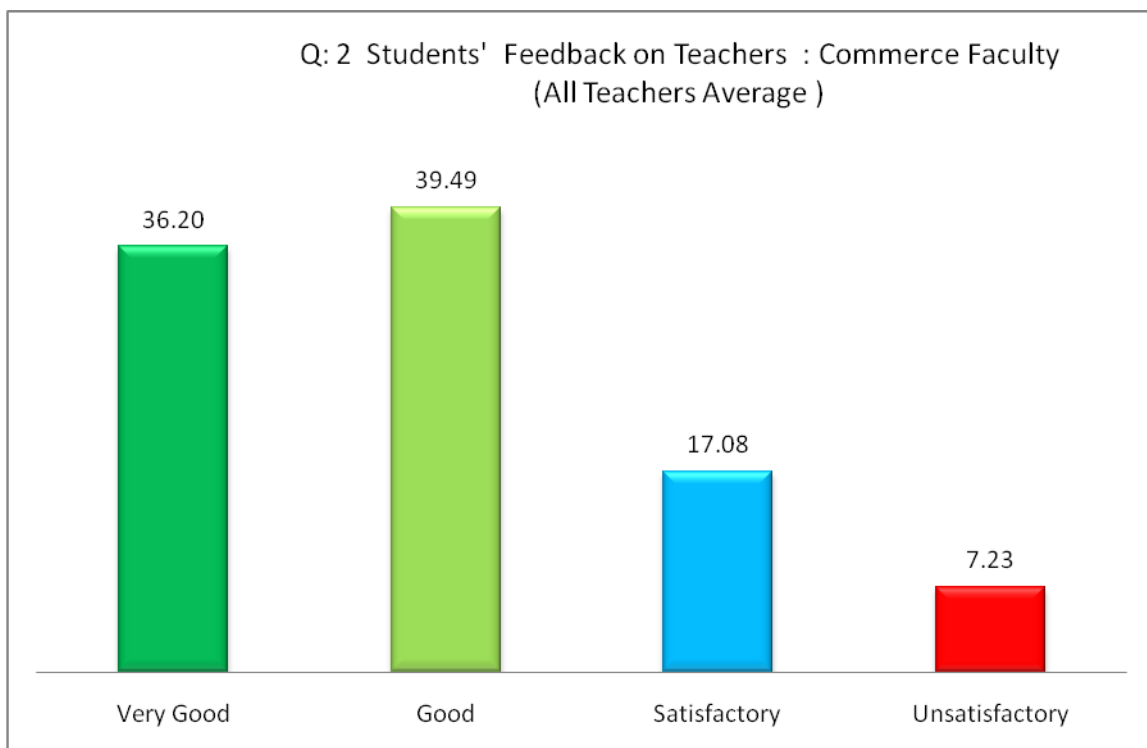
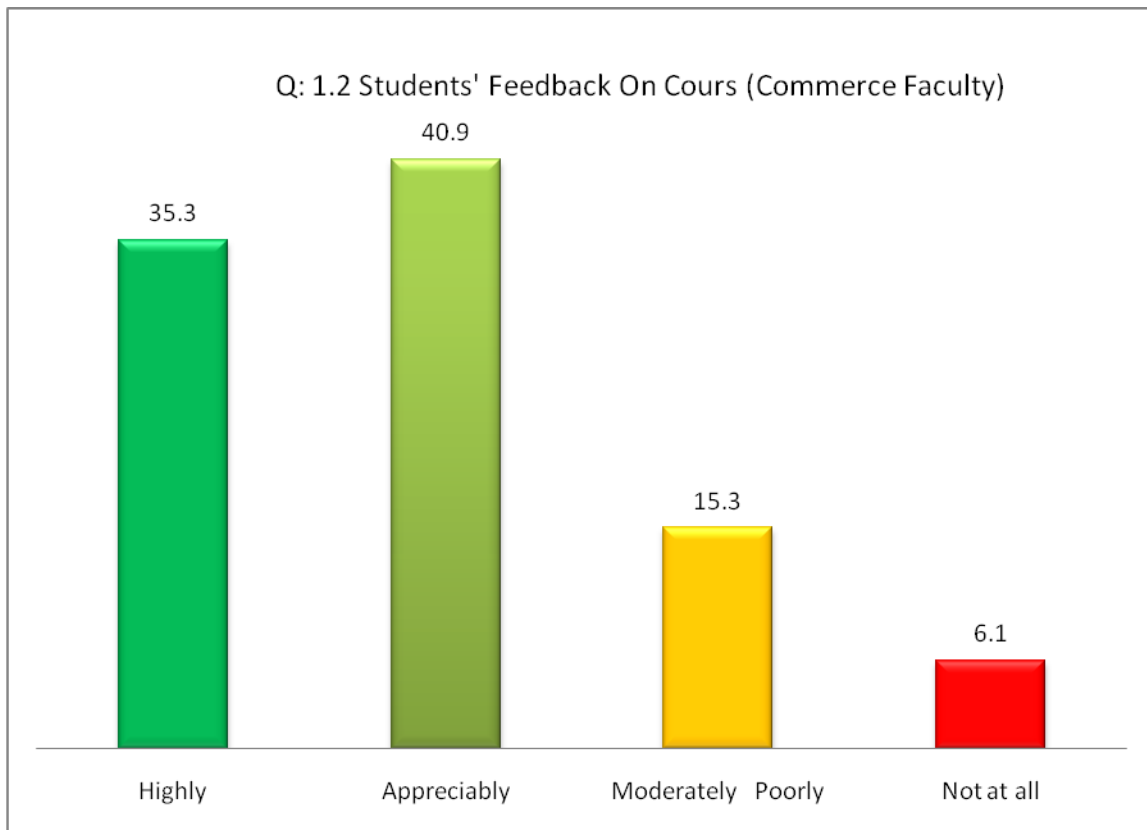


Commerce Faculty

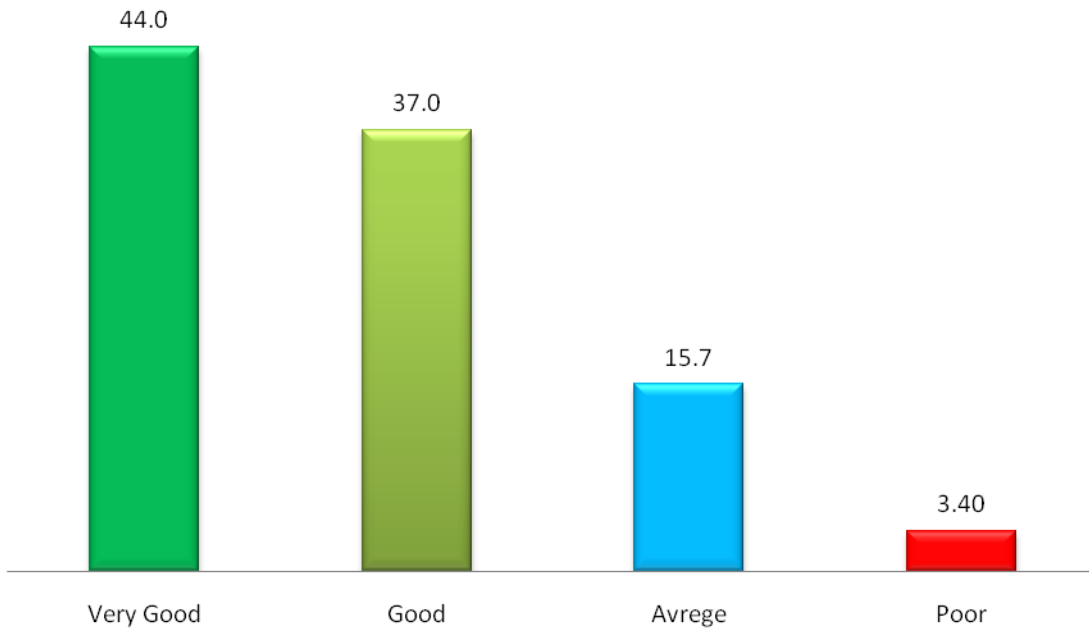
Question : 1 .1 Students' Feedback On Course (All Questions' Average)		
Grad	Grading By Students'	Remark
Excellent	14.8	Received feedback on the course design prescribed by the University for Commerce graduate level is highly appreciated. Students are content with the curriculum as it is good professional and employability prospects.
Very Good	32.1	
Good	42.7	
Poor	8.4	
Very Poor	2.0	
Question: 1 .2 Students' Feedback On Course (All Questions' Average)		
Grad	Rating By Students'	Feedback defines that constant internal monitoring of students' performance and career oriented guidance by subject teachers enhanced their confidence.
Highly	35.3	
Appreciably	40.9	
Moderately Poorly	15.3	
Not at all	6.1	
Question : 2 Students' Feedback on Teacher (All Questions' Average)		
2.1 All Teachers' Average		Remark
Grad	Rating By Students'	With a marginal dissention of 7% on all teachers' performance, students are content and displayed a distinctive figure of 75.69% on all teachers' performance. Feedback Cell has also asked students to evaluate performance of permanent teachers and management and university appointed contractual teachers in two separate parts:
Very Good	36.20	
Good	39.49	
Satisfactory	17.08	
Unsatisfactory	7.23	
2.2 Permanent Teachers'		
Grad	Rating By Students'	Remark
Very Good	44.0	Feedback of performance of permanent teachers displays 81% against a marginal dissent of 3.40% Feedback of performance of Management and university appointed contractual teachers displays 72.2% against a marginal dissent of 9.79%. That may be because of lack ok experience.
Good	37.0	
Satisfactory	15.7	
Unsatisfactory	3.40	

Question :3 Overall Rating (All Questions' Average)		Remark
Very Good	31.2	67.9% of the Commerce faculty undergraduate students have responded fairly on the overall rating ranging from course design to the teachers appraisal, academic environment, infrastructure, sports, and other basic amenities.
Good	36.7	
Average	19.4	
Poor	7.4	
Very Poor	5.3	





Q: 2.1 Students' Feedback on Teacher : Commerce Faculty.
(Granted in aid/ Permanant Teachers Only)



Q: 2.2 Students' Feedback on Contractual Teachers Only :
(Commerce Faculty)

